
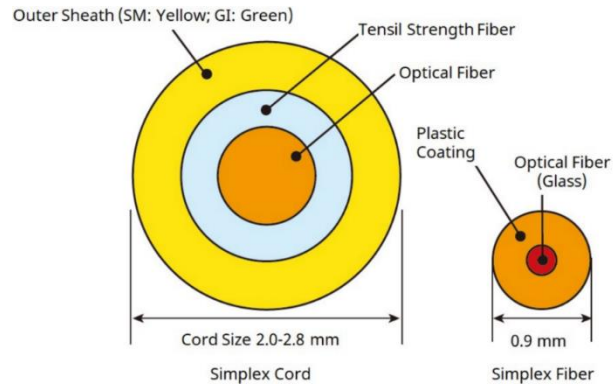


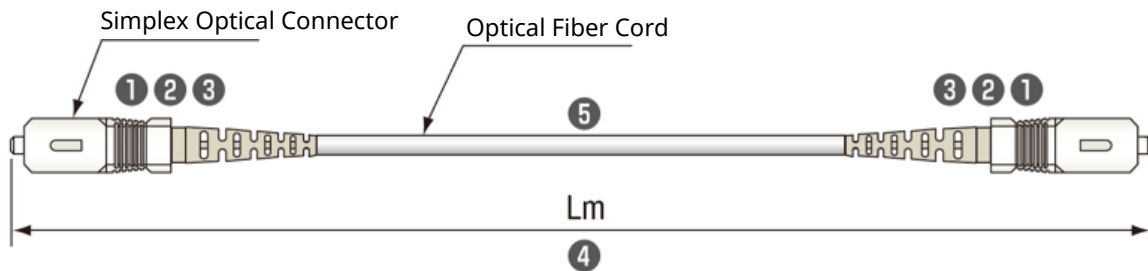
### Simplex Patch Cord



Simplex Patch Cord



### Both End with Connectors



Model Number: **FSC-2PS-SPC-3M-SMC10/125-S**

① ② ③ ④ ⑤

①	②	③	④	⑤	
Connector Type (*1)	Connector at Fiber End	Polishing Type (*2)	Product Length (*3)	Fiber Type (*4)	
<b>FSC:</b> SC <b>FSC2:</b> SC2 <b>FLC:</b> LC <b>FMU:</b> MU <b>FMUJ:</b> MUJ <b>FFC:</b> FC	<b>Single Mode Fiber</b> <b>1PS:</b> One End Only <b>2PS:</b> Both Ends  <b>Multimode Fiber</b> <b>1P:</b> One End Only <b>2P:</b> Both Ends	<b>PC:</b> PC Polishing <b>SPC:</b> SPC Polishing <b>UPC:</b> UPC Polishing <b>APC:</b> APC Polishing (SC, FC only)	Number in Metric (0.3 m or more)	<b>Simplex Cord</b> <b>GC50/125-S:</b> MM50 (Green), OM2 <b>GC62.5/125-S:</b> MM62.5 (Green), OM1 <b>SMC10/125-S:</b> SM (Yellow), R30 <b>SR15E-SMC10/125-S:</b> SM (Yellow), R15 <b>GC50/125-S(10G):</b> MM10G (Green), OM3	<b>Simplex Fiber</b> <b>G50/125:</b> MM50 (White), OM2 <b>SM10/125:</b> SM (White), R30 <b>SR15E-SM10/125:</b> SM (White), R15

(\*1): When different connectors are attached at both ends, indicate FFC/FSC.

(\*2): When polishing at both ends is different, indicate PC/SPC. Multimode fiber is PC polishing only.

(\*3): Product length tolerances are shown below:

Product Length	Tolerance
$L \leq 1 \text{ m}$	+10 cm, -0
$1 \text{ m} < L \leq 10 \text{ m}$	+10%, -0
$10 \text{ m} < L \leq 50 \text{ m}$	+1 m, -0
$50 \text{ m} < L$	+2%, -0

(\*4): For  $\varnothing 0.9 \text{ mm}$  fiber and  $\varnothing 2 \text{ mm}$  cord, color in ( ) indicates coating color.



Contact us

Item	Model Number Example *	Connector 1	Connector 2	Fiber	Cord/ Fiber Color	Cord/ Fiber Diameter	Standard Product Length (m)	Overview
1	FSC-2PS-SPC-LM-SMC10/125-S	SC/SPC	SC/SPC	SM (R30)	Yellow	Ø 2 mm	L = 1, 2, 3, 5	SM (R30) Simplex Cord with SC Connectors at Both Ends
2	FSC-2PS-SPC-LM-SR15E-SMC10/125-S	SC/SPC	SC/SPC	SM (R15)	Yellow	Ø 2 mm	L = 1, 2, 3, 5	SM (R15) Simplex Cord with SC connectors at Both Ends
3	FLC-2PS-SPC-LM-SR15E-SMC10/125-S	LC/SPC	LC/SPC	SM (R15)	Yellow	Ø 2 mm	L = 1, 2, 3, 5	SM (R15) Simplex Cord with LC connectors at Both Ends
4	FSC-2P-PC-LM-GC50/125-S	SC/PC	SC/PC	MM50	Green	Ø 2 mm	L = 1, 2, 3, 5	GI 50/125 Simplex Cord with SC connectors at Both Ends
5	FSC-2P-PC-LM-GC62.5/125-S	SC/PC	SC/PC	MM62.5	Green	Ø 2 mm	-	GI 62.5/125 Simplex Cord with SC connectors at Both Ends
6	FSC/FLC-2P-PC-LM-GC50/125-S	SC/PC	LC/PC	MM50	Green	Ø 2 mm	-	GI 50/125 Simplex Cord with LC Connector at One End and SC Connector at Other End
7	FSC-1PS-SPC-LM-SR15E-SMC10/125-S	SC/SPC	LC/PC	SM (R15)	Yellow	Ø 2 mm	L = 1, 2, 3, 5	SM (R15) Simplex Cord with SC Connector at One End Only
8	FSC-2PS-SPC-LM-SM10/125	SC/SPC	SC/SPC	SM (R30)	White	Ø 0.9 mm	-	SM Simplex Fiber with SC Connectors at Both Ends
9	FSC-2P-PC-LM-G50/125	SC/PC	SC/PC	MM50	White	Ø 0.9 mm	-	GI 50/125 Simplex Fiber with SC Connectors at Both Ends

\* Specify the total length (m) for L



Contact us