


FAST™ Connector Series



FAST™ Connector

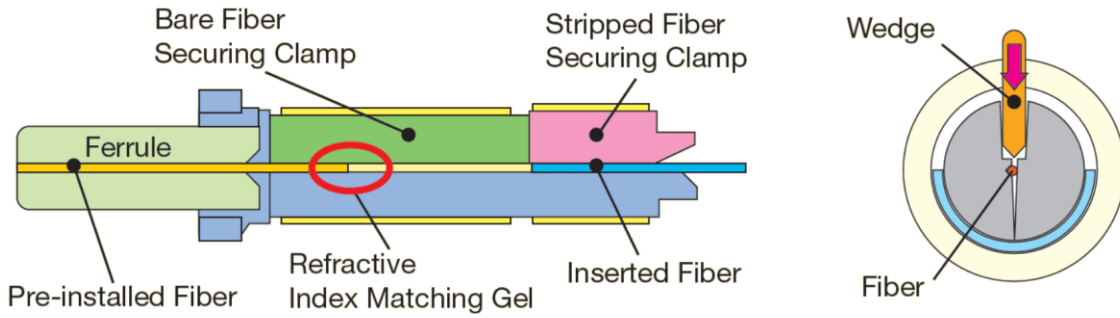
FAST connectors are factory pre-polished, field-installable connectors that eliminate the need for hand polishing in the field. Proven mechanical splice technology ensures precise fiber alignment, a factory pre-cleaved fiber stub, and a proprietary index-matching gel, all combined to offer an immediate low-loss termination for either single-mode or multimode optical fibers.

Features:

- Easy field installation through a simplified process, without the need for electrical power, epoxy, or field polishing.
- FAST connectors are designed to accommodate 0.25mm/0.9mm coated fiber, 2mm/3mm cords, and rectangular-shaped outdoor/indoor cables.
- FAST connectors demonstrate high performance when combining SC/LC/ST connectors and mechanical splices.


FAST™ Connector Series

Structure of Mechanical Splice




Polished optical fiber is pre-affixed at the tip of the connector and stripped fiber is cleaved, aligned and meets the pre-installed fiber, where connection is done via mechanical splice method.

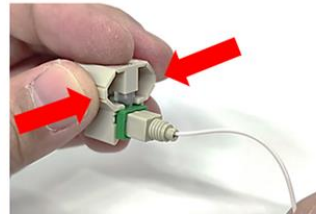
Assembly Flow of FAST Connector (0.25/0.9mm fiber type)




1. Fiber Preparation



2. Insert the cleaved fiber into the connector



3. Create a slight bend to maintain contact.



4. Lastly, push the boot onto the connector's body

Release the wedge clip by squeezing both sides and remove the wedge clip.

FAST™ Connector Series

Specifications

1. 0.25mm/0.9mm fiber, 2mm/3mm cord:

Applicable fiber	0.25mm fiber (240~265μm), 0.9mm fiber (850~950μm), 2mm cord (Φ2, 0.9mm fiber inside), 3mm cord (Φ3, 0.9mm fiber inside)		
Connector	SC, LC, ST		
Fiber	SM	MM (OM1, OM2, OM3)* ¹	
Polishing	SPC	APC	PC
Housing color	Blue	Green	OM1:Beige, OM2:Black, OM3:Aqua
Insertion loss * ²	≤0.5 dB	≤0.6 dB	≤0.4 dB
Return loss * ²	≥40 dB	≥50 dB* ³	-

2. Rectangular shaped cable (outdoor/indoor):

Applicable fiber/cable	Outdoor cable (3.1 x 2 mm), Indoor cable (2 x 1.6 mm) * ⁴	
Connector	SC, LC* ⁵	
Fiber	SM	
Polishing	SPC	APC
Housing color	Blue	Green
Insertion loss * ²	≤0.5 dB	≤0.6 dB
Return loss * ²	≥40 dB	≥50 dB* ³

*1: OM1 : GI 62.5/125, IEC60793-2-10A1b, OM2 : GI 50/125, IEC60793-2-10A1a.1, OM3 : GI 50/125, IEC60793-2-10A1a.2,

*2: with reference connector, SM@1310, 1550nm, MM@850, 1310nm, *3 :Internal fiber is flat cleaved. Angle cleaved is available.

*4: For other cable types, please consult with us, *5:Only indoor cable is available

*


FAST™ Connector Series

Ordering Information

1. 0.25mm/0.9mm fiber, 2mm/3mm cord:

Fiber	Polishing	SC	LC	ST
SM	SPC	FAST-SC-SM-ALL	FAST-LC-SM-ALL	FAST-ST-SM-ALL
	APC	FAST-SC-APC-SM-ALL	FAST-LC-APC-SM-ALL	-
MM(OM1)	PC	FAST-SC-GI6-ALL	FAST-LC-GI6-ALL	FAST-ST-GI6-ALL
MM(OM2)	PC	FAST-SC-GI5-ALL	FAST-LC-GI5-ALL	FAST-ST-GI5-ALL
MM(OM3)	PC	FAST-SC-10G-ALL	FAST-LC-10G-ALL	FAST-ST-10G-ALL

FAST-SC-APC-SM-09/ALL



2. Rectangular shaped cable (outdoor/indoor):

Fiber	Polishing	SC	LC *4	ST
SM	SPC	FAST(N)-SC-SM-UNI/GT *E	FAST-LC-SM-LF/GT	-
	APC	FAST(N)-SC-APC-SM-UNI/GT	FAST-LC-APC-SM-LF/GT	-

*4 : Only Indoor cable available.

For other cable types, please consult with us

*E : FAST(N)-SC-SM-UNI/GT



3.1mm x 2mm type outdoor drop cable.