

Fiber Optic Termination Box for 19-inch Rack Mounting (Sliding Enclosure) FTB-235 Series

Patch Panel Body



Patch Panel Body (1U)



Patch Panel Body (2U)

Adapter Panel (for 1U)



24-fiber SC Adapter Panel
(1U, Transparent)



48-fiber DLC Adapter Panel
(1U, Transparent)


Adapter Panel (for 2U)



48-fiber SC Adapter Panel
(2U, Transparent)



104-fiber SC Adapter Panel
(2U, Transparent)



104-fiber DLC Adapter Panel
(2U, Transparent)

Note: The adapter is also available in blue. Please consult us separately.



Contact us

Wiring Guide (Optional)



Wiring Guide (For 24 fibers and 48 fibers)
Note: 104-fiber type is available.

Holding Bracket for Multi-fiber Cable (Optional)



Holding Bracket for Multi-fiber Cable

Configuration Example

Configuration Example 1
For SC Connector, 24 fibers

Patch Panel Main Body: FTB-2351-MB
Adapter Panel: FTB-2351-AP(24SC/CL)
Wiring Guide: FTB-235-WMP(24/48)



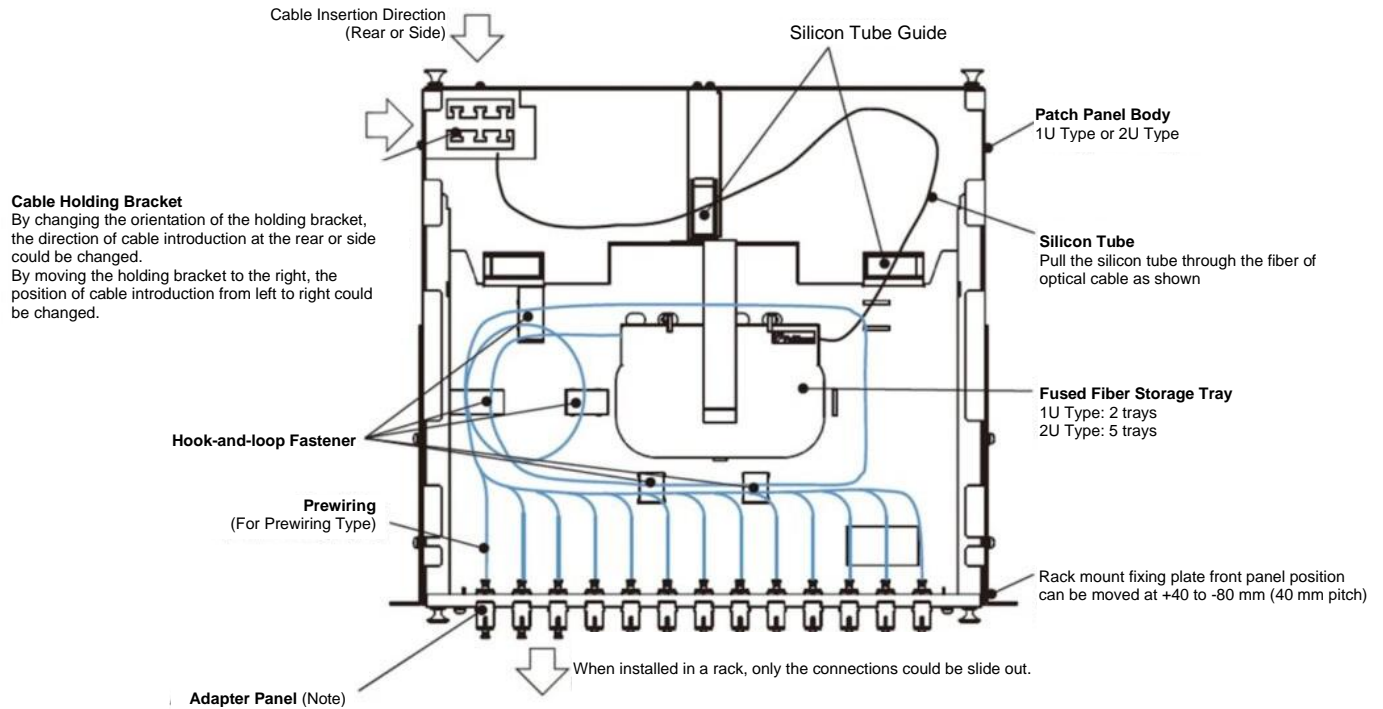
Configuration Example 2
For SC Connector, 104 fibers

Patch Panel Main Body: FTB-2352-MB
Adapter Panel: FFTB-2352-AP(104SC/CL)
Wiring Guide: FTB-235-WMP(104)

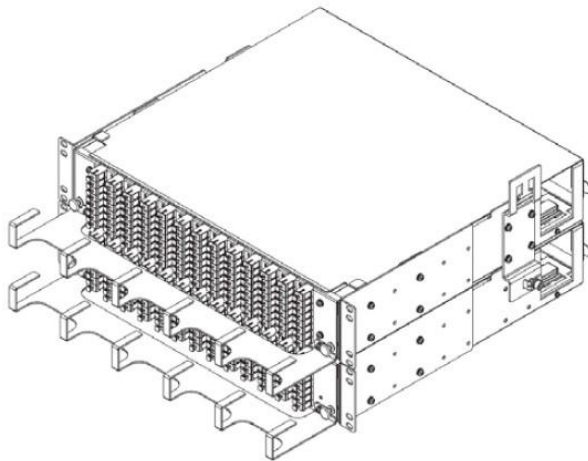


Contact us

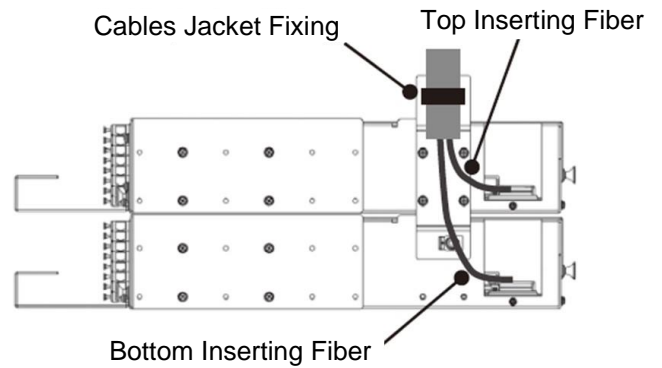
Simplified Structure



Note: The adapter panel can be selected from the following.
 • 1U Type: 24-fiber SC / 48-fiber DLC
 • 2U Type: 48-fiber SC / 104-fiber SC / 104-fiber DLC



Example of Mounting Holding Metal Fittings for Multi-fiber Cables



Example of Wiring when Mounting Holding Metal Fittings for Multi-fiber Cables



Contact us

Features

- Applicable for various needs by combining patch panel body, adapter panel, wiring guide, and holding metal fitting for multi-fiber cables. (Note 1, Note 2)
- Enabling ease maintenance after installation and additional connection of fibers with its sliding mechanism.
- Preventing accidental removal with the transparent optical adapter by using visible light (SM only).
- Supports 0.9 mm single fiber, 4-fiber ribbon fiber, and 8-fiber ribbon fiber optical cables.
- Available of prewiring type. (Note 2)

Note 1: The model without prewiring is delivered as a kit and needed to be assembled by customer.

Note 2: The model with prewiring is delivered after assembled with FO (Fan Out) cord at the factory.

Specifications

Patch Panel Body

Item / Model Number		Patch Panel Body (1U)	Patch Panel Body (2U)
		FTB-2351-MB	FTB-2351-MB
Enclosure Type		Slide Enclosure	
Dimensions		W 482 x D 400 x H 43 (mm)	W 482 x D 400 x H 88 (mm)
Applicable Cable	Input	Round Cable, Ø 15 mm or less (3 cables)	
	Output	Adapter Output	
Weight		Approx. 3.4 kg	Approx. 4.0 kg
Maximum Number of Fusion Splices	Single Fiber (0.25 mm)	48	120
	Single Fiber (0.9 mm)	24	60
	4 Fiber Ribbon	64	160
	8 Fiber Ribbon	-	160
Optional Mounting	Wiring Guide	FTB-235-WMP(24/48)	FTB-235-WMP(24/48) FTB-235-WMP(104)
	Grip Fitting for Multi-fiber Cable	-	FTB-2352-CH

Adapter Panel (for 1U)

Item / Model Number	24 Fiber SC Adapter Panel (1U Transparent)	48 Fiber DLC Adapter Panel (1U Transparent)
	FTB-2351-AP(24SC/CL)	FTB-2351-AP(48LC/CL)
Number of Connector Connections	24	48
Adapter Type	SC	DLC
Adapter Color	Transparent	Transparent
Weight	Approx. 0.3 kg	Approx. 0.3 kg

Adapter Panel (for 2U)

Item / Model Number	48 Fiber SC Adapter Panel (2U Transparent)	104 Fiber SC Adapter Panel (2U Transparent)	104 Fiber DLC Adapter Panel (2U Transparent)
	FTB-2352-AP(48SC/CL)	FTB-2352-AP(104SC/CL)	FTB-2352-AP(104LC/CL)
Number of Connector Connections	48	104	104
Adapter Type	SC	SC	DLC
Adapter Color	Transparent	Transparent	Transparent
Weight	Approx. 0.7 kg	Approx. 0.7 kg	Approx. 0.7 kg



Contact us

Wiring Guide (Optional)

Item \ Model Number	Wiring Guide For 24 Fibers and 48 Fibers	Wiring Guide For 24 Fibers and 104 Fibers
	FTB-235-WMP(24/48)	FTB-235-WMP(104)
Supported Number of Adapter Panel Connector Connections	24 fibers, 48 fibers	104 fibers
Weight	Approx. 0.14 kg	Approx. 0.14 kg

Cable Holding Bracket (Optional)

Item \ Model Number	Holding Bracket for Multi-fiber Cable
	FTB-235-CH
Supported Number of Adapter Panel Connector Connections	1 cable
Cable Outer Diameter	Ø 12-23 mm

Ordering Information for Prewiring Type

FTB-2351-PP (24SC/CL) -4FO (SM/SPC)

(1) (2) (3) (4) (5)

(1)	(2)	(3)	(4)	(5)
Patch Panel Body	Number of Fibers, Adapter Type	Adapter Color	FO Cord Fiber Count	FO Cord Type, FO Cord End Surface Polishing Method
2351: 1U type 2352: 2U type	24SC: 24 fibers SC adapter 48LC: 48 fibers LC adapter 48SC: 48 fibers LC adapter 104SC: 104 fibers SC adapter 104LC: 104 fibers LC adapter	CL: Transparent	4FO: 4 FO cord 8FO: 8 FO cord	SM/SPC: SM(R15) / SPC polishing SM/APC: SM(R15) / APC polishing GI10G/PC: MM10G(OM3) / PC polishing



Contact us