

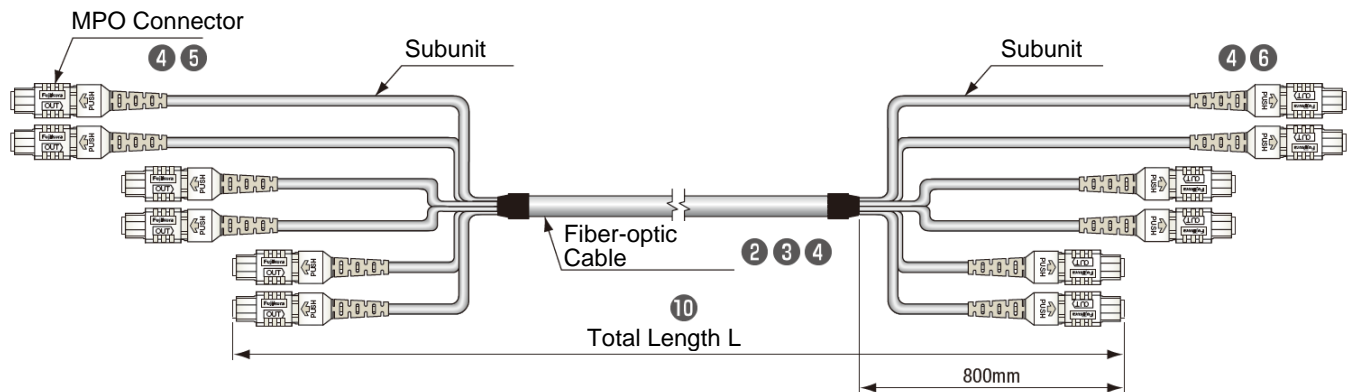
Trunk Cable



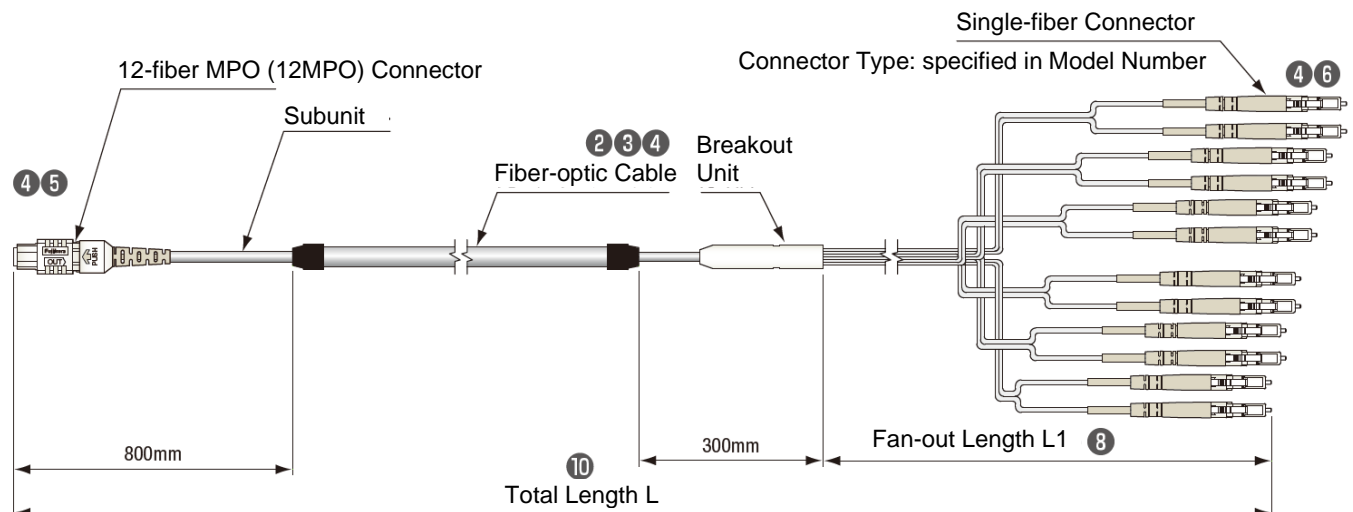
Features

- Efficient trunk cable solutions
- Data center connectivity: Trunk cables are ideal for connecting racks and rooms within data centers.
- Pre-installed connectors: Delivered with MPO and simplex connectors installed for ready-to-use convenience.
- Flexible packaging options: Available with tow-ends and reel packaging to suit various installation environments.

MPO – MPO

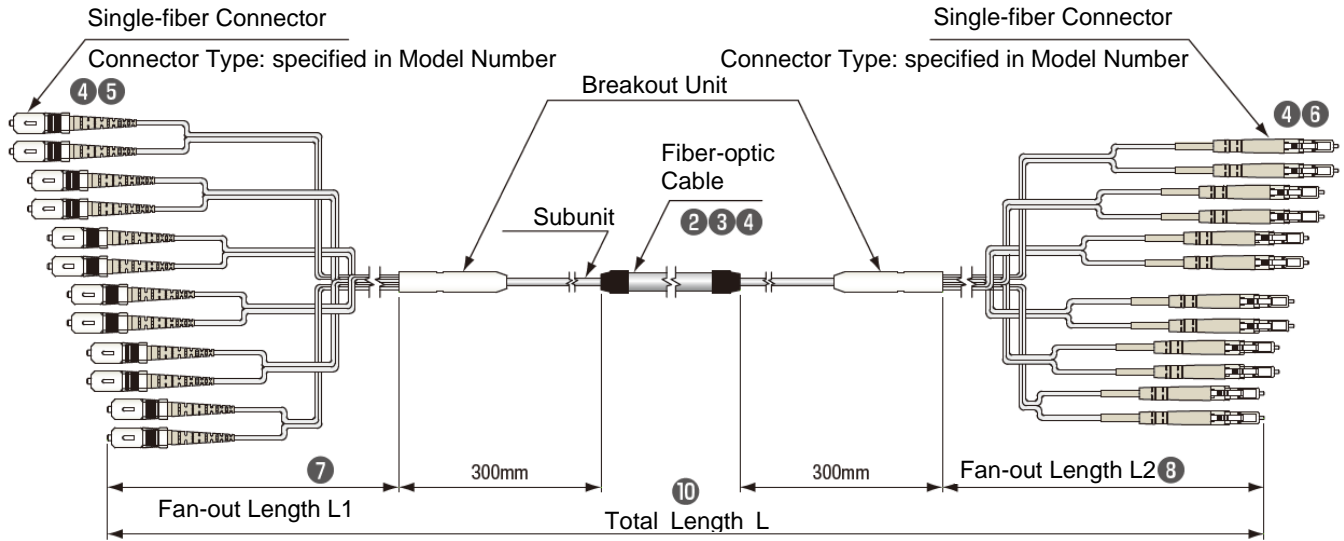


MPO – Single-fiber Connector (Fan-out)



Contact us

Single-fiber Connector (Fan-out) – Single-fiber Connector (Fan-out)



Model Number : FJ-■-■■■ ■■■■-■■■ M■■■■

1
2
3
4
5
6
7
8
9
10
11

1	2	3	4
Polarity (TIA-568-C.3)	Cable Type	Fiber Type & Jacket Color	Fiber Count
A: Type A	K: Trunk Cable • Flame-retardant Rating: Plenum	SY: SM, OS2, Yellow LA: MM 50 um, OM3-BIF, Aqua CA: MM 50 um, OM4-BIF, Aqua • BIF: Bend-insensitive Fiber	2: 2 fibers 4: 4 fibers 6: 6 fibers 8: 8 fibers C: 12 fibers D: 24 fibers E: 36 fibers F: 48 fibers • Indicates number of fibers for connector termination



Contact us

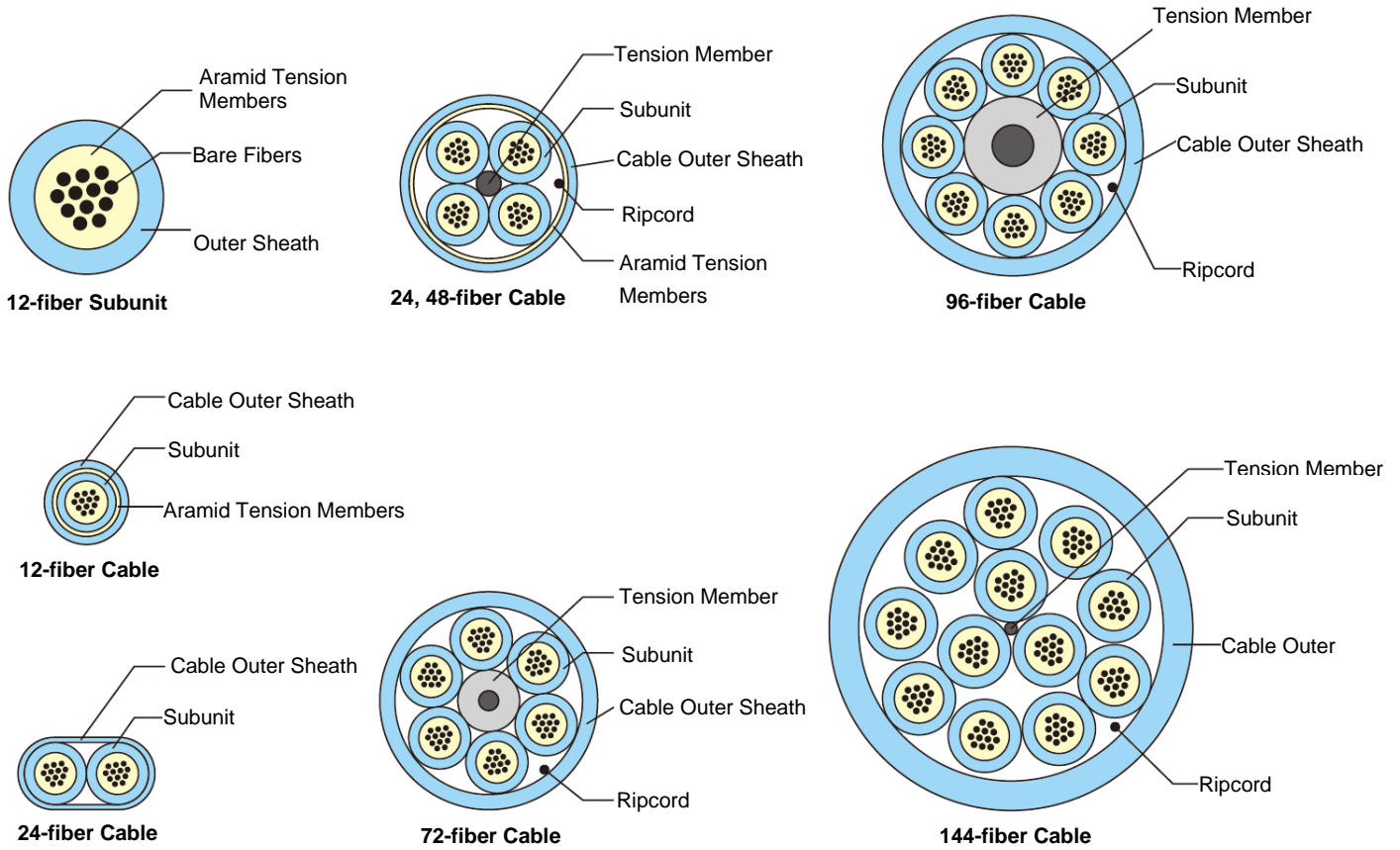
56	78	9
Connector Type	Fan-out Length L1, L2	Pulling Eye
<p>MPF: 12MPO (Female) MPM: 12MPO (Male) LPF: Low-loss 12MPO (Female) LPM: Low-loss 12MPO (Male) SSC: Simplex SC (PC) SSA: Simplex SC (APC) SLC: Simplex LC (PC) UCO: No Connector</p> <ul style="list-style-type: none"> • PC: UPC for SM • Please contact us for further assistance to ensure support for the duplex connector. It is essential to verify the wiring configuration. 	<p>A: Fixed Length for MPO B: 500 mm C: 1000 mm D: 1500 mm E: 2000 mm</p>	<p>A: No Pulling Eye B: Pulling Eye on Side B (end) (*1) C: Pulling Eyes on Both Ends</p> <p>(*1) Assembly Priority in case of B 1st Priority: No Connector Side 2nd Priority: MPO Side 3rd Priority: Single-fiber Connector Side (*2)</p> <p>(*2) Maximum Fiber Count for Single-fiber Connectors: LC: 48 fibers or less SC: 24 fibers or less</p>

10	11
Total Length L (3 digits)	Packaging Type (Bundled/Reeled)
<p>001: 1 m 010: 10 m 100: 100 m</p> <ul style="list-style-type: none"> • Tolerance L ≤ 10 m : +10%, -0 10 m < L ≤ 50 m: +1 m, -0 50 m < L: +2%, -0 • Minimum Length MPO – MPO: 3 m or more MPO – Single-fiber Connector: 7 m or more Single-fiber Connector – Single-fiber connector: 10 m or more 	<p>C: Bundled R: Reeled</p>



Contact us

Structure of Trunk Cable



Type	Trunk Cable						
Fiber Count	12	24	24	48	72	96	144
Outer Diameter (mm)	4.5	4.5 x 7.4	9.7		11.1	13.3	14.9
Weight (kg/km)	22	33	80		125	175	194
Sheath Color	OS2: Yellow OM3/OM4: Aqua						
Flame-retardant Rating	Plenum (OFNP UL910)						



Contact us

Reel

Compact and Eco-Friendly Reel Packaging

Durable Construction: The reel features a wooden board and paper tube body, assembled with bolts and nuts for easy disassembly and disposal on-site.

Compact Design: Available in flange diameters of 44 cm and 60 cm, making it easy to transport into server rooms.

Eco-Friendly Materials: The materials are resistant to wood waste, ensuring suitability for use within the server room environment.



Pulling Eye

Adaptable Pulling Eye Design

Variable Outer Diameter: The outer diameter of the pulling eye ranges from 30 to 50 mm, tailored to the fiber count and the number of connectors.

Customizable Length: The length of the pulling eye is adjustable based on the fan-out length and the quantity of connectors, ensuring a precise fit for your specific installation needs.



Contact us