







Methods for Polishing Optical Fiber Connectors

■ Please choose a polishing method that meets the return loss specifications of Patch Cord.

Polishing Method and End Face Shape of the Ferrule		Characteristics	Return Loss (SM)	Notes	
Monocore	Physical Contact (PC)		Establishes a secure connection by aligning spherical polished end faces to ensure close contact between fibers.	Reference Value (25dB)	PC (Physical Contact)
	Super PC (SPC)		PC polishing that helps to reduce reflection.	40dB	For AdPC cases, please specify when placing your order.
	Ultra PC (UPC)		PC polishing that further reduces reflection compared to SPC.	50dB	
	Angled PC (APC)		Helps further reduce reflection by obliquely polishing to a spherical shape compared to UPC.	60dB	Unable to connect with PC-polished fibers (including SPC and UPC).
Multicore	Right-angled PC		The end face is polished to a right-angle shape (capable of PC connection).	Reference Value (25dB)	The MPO connector for MM fibers is typically polished with a right-angled PC (though oblique PC polishing is also possible).
	Angled PC		The end face is angled (capable of PC connection).	55dB	The MPO connector for SM fibers is obliquely PC polished.



Contact us